

Biotinylated Human CD155/PVR Protein

Cat. No. CD1-HM455B

Description

| | |
|-------------------------|--|
| Source | Recombinant Biotinylated Human CD155/PVR Protein is expressed from HEK293 with His tag and Avi tag at the C-Terminus. It contains Trp21-Asn343. |
| Accession | P15151-1 |
| Molecular Weight | The protein has a predicted MW of 38 kDa. Due to glycosylation, the protein migrates to 55-70 kDa based on Tris-Bis PAGE result. |
| Endotoxin | Less than 1EU per µg by the LAL method. |
| Purity | > 95% as determined by Tris-Bis PAGE > 95% as determined by HPLC |

Formulation and Storage

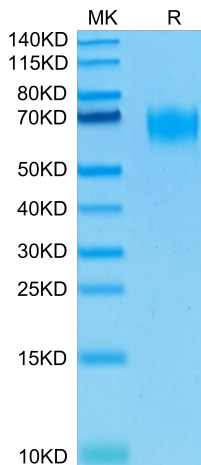
| | |
|-----------------------|---|
| Formulation | Lyophilized from 0.22µm filtered solution in PBS (pH 7.4). Normally 8% trehalose is added as protectant before lyophilization. |
| Reconstitution | Centrifuge the tube before opening. Reconstituting to a concentration more than 100 µg/ml is recommended. Dissolve the lyophilized protein in distilled water. |
| Storage | -20 to -80°C for 12 months as supplied from date of receipt. -20 to -80°C for 3-6 months in unopened state after reconstitution. 2-8°C for 2-7 days after reconstitution. Recommend to aliquot the protein into smaller quantities for optimal storage. Please minimize freeze-thaw cycles. |

Background

CD155 is a cell surface adhesion molecule functioning in tumor cell migration, invasion, and metastasis, and not surprisingly, is also designated as a common tumor-associated antigen. CD155 is also recognized by NK cells to induce their cytotoxicity. CD155 is also commonly referred to as the "poliovirus receptor," or PVR.

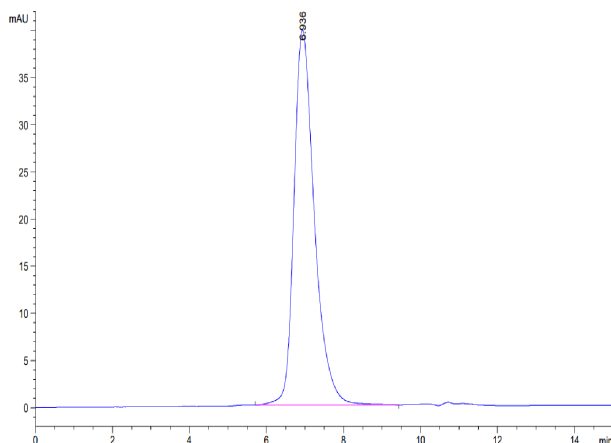
Assay Data

Tris-Bis PAGE



Biotinylated Human CD155 on Tris-Bis PAGE under reduced conditions. The purity is greater than 95%.

SEC-HPLC



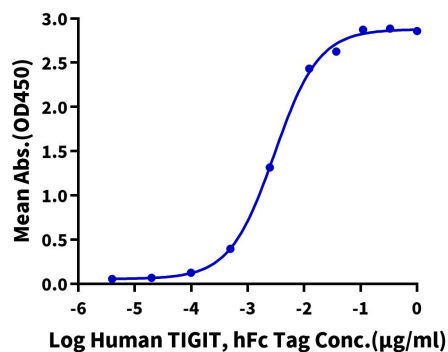
The purity of Biotinylated Human CD155 is greater than 95% as determined by SEC-HPLC.

Assay Data

ELISA Data

Biotinylated Human CD155, His Tag ELISA

0.1µg Biotinylated Human CD155, His Tag Per Well

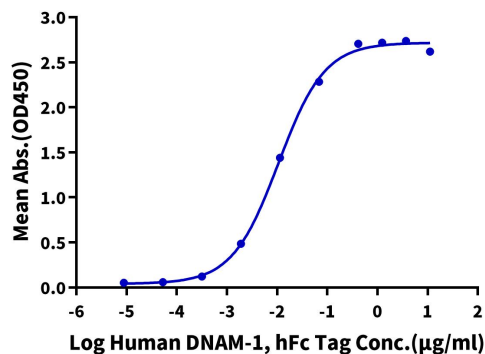


Immobilized Biotinylated Human CD155, His Tag at 1µg/ml (100µl/well) on the streptavidin precoated plate (5µg/ml). Dose response curve for Human TIGIT, hFc Tag with the EC50 of 3.0ng/ml determined by ELISA (QC Test).

ELISA Data

Biotinylated Human CD155, His Tag ELISA

0.1µg Biotinylated Human CD155, His Tag Per Well



Immobilized Biotinylated Human CD155, His Tag at 1µg/ml (100µl/well) on the plate. Dose response curve for Human DNAM-1, hFc Tag with the EC50 of 10.6ng/ml determined by ELISA.